

What problems should I watch for?

While complications are rare, the possibility of an adverse reaction does exist. You should not use Blinkenze External Lid Weights if you have known sensitivities or allergies to tantalum or adhesive. As always, if you experience any sensitivity or discomfort while wearing your weight, or if your weight is no longer effective in closing your eyelid properly, contact your physician.

How do I order more EyeClose® Adhesive Strips?

Patients with a prescription on file with MedDev Corporation can call MedDev Customer Service directly at 800.543.2789 (M-F 8:30 am to 5:00 pm PST) to order additional EyeClose adhesive strips (MedDev Catalog# LL 0505). Each box contains 100 adhesive strips. Payment can be made by credit card, or by mailing in advance a check or money order payable to MedDev Corporation.

What should I do if I lose my Blinkenze External Lid Weight?

If you lose your Blinkenze External Lid Weight please call MedDev Customer Service to arrange for a replacement weight. There will be a charge for the replacement weight and the shipping. Alternatively, your physician may prescribe you two weights at the time of your initial order for your convenience.

Is the Blinkenze External Lid Weight covered by my medical insurance?

Presently there is no guarantee that by submitting a claim to your insurance carrier you will be reimbursed for your Blinkenze External Lid Weight. MedDev can provide you with a form letter that may assist you in obtaining reimbursement. Please contact MedDev Customer Service to obtain a copy of this letter.

What if my paralysis does not improve?

If your paralysis does not improve, your physician may suggest other treatments, including the surgical placement of a MedDev gold or platinum eyelid implant. The implanted weight will be less noticeable, easier to manage, and will function similarly to the Blinkenze External Lid Weight.

What are Blinkenze External Lid Weights made of?

Blinkenze External Lid Weights are manufactured from 99.99% pure Tantalum, a dense, inert metal with high biocompatibility. The exterior surface of the weight is painted in a complimentary skin tone.

How can I get more information?

A list of medical articles discussing the treatment of lagophthalmos using eyelid weights is available directly from MedDev Corporation and online at www.meddev-corp.com.

MedDev
CORPORATION
A Medical Development Corporation

730 North Pastoria Avenue
Sunnyvale, CA 94085-3522

Telephone: **800.543.2789**

408.730.9702

Facsimile: **408.730.9732**

E-Mail: **info@meddev-corp.com**

Web site: **www.meddev-corp.com**

MedDev
CORPORATION

Blinkenze®
EXTERNAL LID WEIGHTS

**PATIENT
INFORMATION**

DESCRIPTION

Blinkeze® External Lid Weights are designed for the non-surgical treatment of lagophthalmos (the inability to fully close the upper eyelids). The ability to close the eyelids and blink is crucial to the distribution of tear film necessary to maintain a healthy, lubricated eye. When the muscle that closes the eyelids (orbicularis oculi) becomes paralyzed, the eye becomes dry, painful and irritated. Prolonged exposure can lead to more serious complications including a decrease in, or even loss of vision.

Various circumstances can cause the partial or complete paralysis of the muscle that controls upper eyelid movement. Lagophthalmos most commonly arises from Bell's palsy or stroke but can also occur after head trauma, head surgery, infections, and tumors. Lagophthalmos can be temporary or permanent and treatment is generally determined by the expected duration of the condition.

Blinkeze External Lid Weights offer patients suffering from temporary lagophthalmos a proven treatment to maintain a healthy and lubricated eye while the condition resolves by restoring the eyelids' ability to blink. The weight attaches to the upper eyelid and simply uses gravity to gently 'pull' the eyelid closed when looking down, or when the blinking muscle (levator) relaxes.

Your prescribed Blinkeze External Lid Weight is supplied NON-STERILE in a treatment kit. The treatment kit includes one hundred double-sided hypoallergenic adhesive strips (non-sterile), an application mirror, and storage for an additional weight.

DIRECTIONS FOR USE

How do I attach the Blinkeze® External Lid Weight to my upper eyelid?

1. Clean the eyelid thoroughly with mild soap and water and let dry.
(Moisturizers, make-up, and other cosmetic products used around the eye may not be completely removed using soap and water. Use of these products should be discontinued several days prior to treatment to ensure adequate adhesion).

2. Clean the weight with a mild detergent suitable for hand washing. Rinse thoroughly with water and let dry. Avoid touching the concave surface of the weight as oils from your fingers may weaken the adhesive bond.

3. Grasp the clear liner tab of the EyeClose Adhesive Strip and remove it from the carrier sheet (see figure 1). The semi-transparent end of the strip is the adhesive portion.

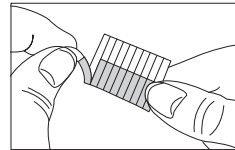


Figure 1

4. Center the adhesive portion of the strip on the concave surface of the weight and press firmly into place (see figure 2). Continue applying pressure for 30 seconds.

(For weights smaller than 0.8 g, trim the excess adhesive strip from the end of the weight opposite the clear liner tab prior to attaching it to the weight).

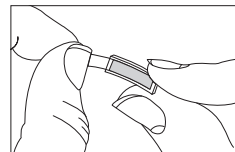


Figure 2

5. With the EyeClose Adhesive Strip firmly attached to the weight, carefully remove the clear liner tab to expose the adhesive on the strip's opposite side (see figure 3).
(EyeClose double-sided strips contain adhesives of varying strengths specifically designed for attachment to either the

eyelid or the weight. For best results, always attach the adhesive on the carrier sheet side to the weight and the adhesive on the liner tab side to the eyelid).



Figure 3

6. To correctly position the weight on the eyelid, look into a mirror and center the weight just above the lashes (see figure 4). Gently press the weight to the eyelid to ensure optimal adhesion.

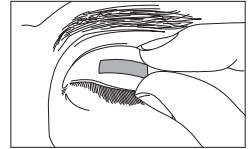


Figure 4

7. To avoid pulling the eyelid skin when changing the adhesive, hold the ends of the weight with both fingertips and gently lift the weight off the eyelid starting from one end of the weight.
8. Peel off the old EyeClose Adhesive Strip and discard. Repeat the steps above for applying a new strip.

How long can I wear my Blinkeze External Lid Weight?

The Blinkeze External Lid Weight can be worn on a continuous basis and should be changed only when necessary when the eyelid skin is clean, oil-free, and dry, such as after bathing.

How do I remove my Blinkeze External Lid Weight?

To avoid pulling the eyelid skin when removing the Blinkeze External Lid Weight, hold the ends of the weight with both fingertips and gently lift the weight off the eyelid starting from one end of the weight.

How do I clean my Blinkeze External Lid Weight?

The Blinkeze External Lid Weight should be cleaned with mild detergent suitable for hand washing. Rinse thoroughly with water and let dry.